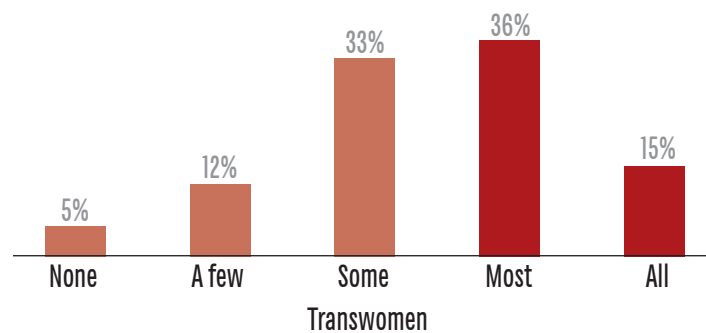


# TRANS\* ORGANIZATIONS, FUNDING AND TRANSWOMEN CONSTITUENTS

A global survey of trans\* organizations and funding was conducted in 2013. One hundred fifty-nine organizations say that most or all of their constituents are transwomen, which is 50 percent of those who took part in the trans\* funding survey. This fact sheet details not only their funding situations but also their organizational characteristics, distribution by region, areas of work and areas of growth as well as opportunities for what donors can support.

Organizations that serve most or all transwomen have similar budgets to other trans\* organizations, with many (42%) reporting budgets less than US\$5,000 in 2013.

## Trans\* Organizations and Transwomen Constituents



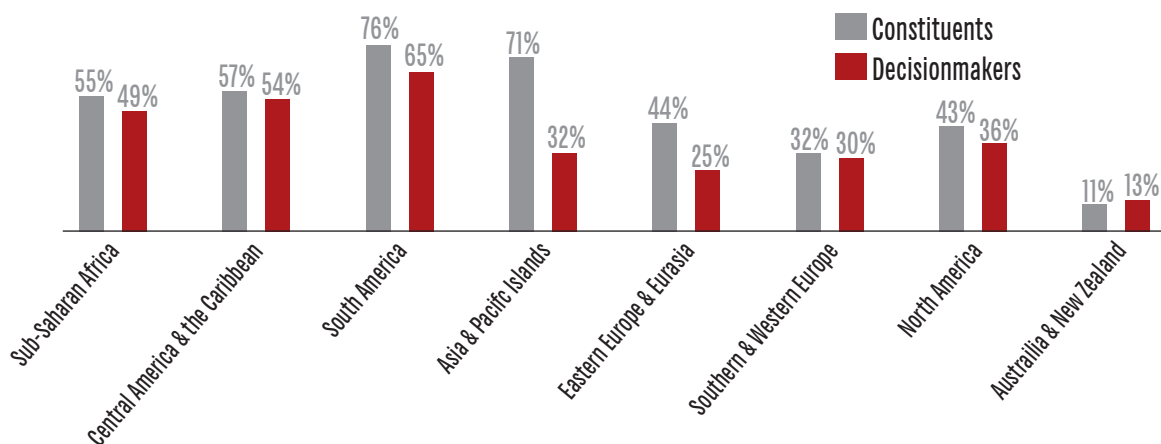
## Trans\* Organizations with Primarily Transwomen Constituents

Just under two in five (39%) of trans\* organizations with primarily transwomen constituents are programs of another organization, significantly less than those with some, a few or no transwomen constituents (50%,  $p < .05$ ). Similar to other trans\* organizations, about half of trans\* organizations (50%) with primarily transwomen constituents have at least some paid staff and 71 percent are registered as a nonprofit.

Transwomen are most likely to make up most or all constituents of trans\* organizations in South America (76%), Asia and Pacific Islands (71%), Central America (57%) and Sub-Saharan Africa (55%). However, transwomen often do not make key financial decisions in organizations where they represent the majority of the constituency. For example, in Asia and Pacific Islands, just 32 percent of organizations say that most or all of their key financial decision makers are transwomen, although nearly twice that number (71%) report transwomen make up most or all of their constituents.

Gaps in transwomen's leadership are also particularly large in Eastern Europe and Eurasia, where just 25 percent of organizations report most or all of their key financial decision makers are transwomen. Gaps are smaller in North

## Trans\* leadership: Constituents and decisionmakers



America and Central America and the Caribbean, while in Australia and New Zealand, more organizations report that transwomen make key financial decisions than report that transwomen are most or all constituents (11% vs. 13%). Organizations with most or all transwomen constituents that are independent are more than two and a half times as likely (OR=2.6,  $p < .001$ ) to have transwomen making most or all financial decisions than are those that are a program of another organization.

### Trans\* Funding

Similar to other trans\* organizations, about half (50%) have at least some external funding and of those without funding, 64 percent have sought external funding. Organizations serving primarily transwomen constituents are also similar to other trans\* organizations in that about 30 percent spend most or all of their money on HIV.

These organizations are most likely to have funding from foundation donors (31%), donations from individuals or businesses (26%) or community fundraisers and membership fees (20%). Organizations with transwomen as most or all of their constituency experience common barriers to funding such as a lack of staff or volunteers who know how to fundraise or write grants (46%), not knowing where to look for applicable funding (37%) and long delays in payment or response from funder (35%).

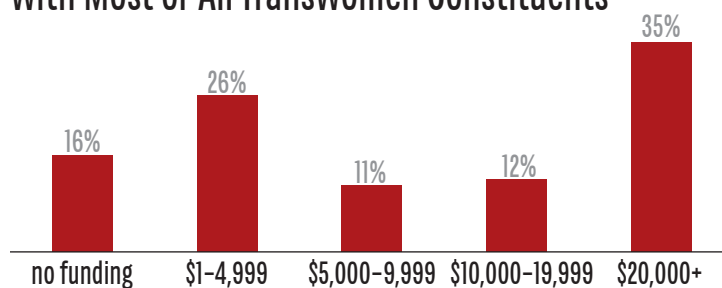
### Trans\* Areas of Work

Organizations with primarily transwomen constituents are most likely to work on improving attitudes (88%), policy and legal advocacy (82%) and having support groups (74%). Among work they would like to do but are not currently doing, most would prefer to offer social services (37%), do safety and antiviolenence work (34%) and patients' rights advocacy (32%).

### Capacity Building for Trans\* Organizations

Organizations said that the most important nonfinancial support for their organizations would be skills training (74%), networking (74%) and mentoring (68%). Among types of skills training, fundraising (71%), budgeting and financial management (36%) and developing program strategy and development (35%) would be most useful.

## 2013 Budgets of Trans\* Organizations with Most or All Transwomen Constituents



### Grantmaker Interests and Opportunities

- Leadership development for transwomen in Asia and the Pacific Islands and Eastern Europe and Eurasia is critical, given large disparities between trans\* constituents and decision makers. Donors could also promote transwomen's leadership by supporting independent trans\* organizations as opposed to those that are a program of another organization. Transwomen were more likely to be able to make decisions about the finances and content of their work in these settings.
- Trans\* organizations with most or all transwomen constituents are more likely to have budgets less than US\$5,000 and to have sought external funding unsuccessfully. Donors, particularly foundations (as they are the most common source of external funding for these organizations), could put effort into maintaining support for these groups and reducing the barriers they face to accessing funds.
- Donors could better align with the needs of trans\* organizations with primarily transwomen constituents by supporting the provision social services, safety and antiviolenence work and patients' rights advocacy.
- Organizations with primarily transwomen as constituents want skills training and networking more than other types of capacity building support from donors. In terms of skills training, most want assistance with fundraising, budgeting and financial management and program strategy and development.

**Methodology** This fact sheet is part of a larger project to track the funding of trans\* organizations globally. It is a collaboration of Arcus Foundation, Open Society Foundations, Global Philanthropy Project's Trans\* Working Group and Strength in Numbers Consulting Group, Inc. GATE (Global Action for Trans\* Equality) and AJWS (American Jewish World Service) collected 340 surveys from trans\* organizations asked to report their information, experience and opinions in November 2013. GATE and AJWS distributed the survey through an open call in English, Spanish and French. The data appear in several reports, some of which can be found on the GATE website ([www.transactivists.org](http://www.transactivists.org)). Due to differing categorization, data presented here may not match exactly match other analyses from the same data set. SurveyMonkey was used for data collection and SPSS and Stata were used for data analysis. The United Nations regional country categorizations were used to categorize countries into regions. Regions with fewer than 20 responses were not analyzed separately due to privacy concerns. Fact sheets are available on the following world regions: Central America, South America, East Africa, South Asia and Southeast Asia and the following topics: sex work, HIV/AIDS, transwomen and transmen. Organizations selected (1) current and potential areas of work (2) areas of capacity building and (3) barriers to funding from discrete lists created by staff from GATE and AJWS. External funding refers to funding acquired through means other than membership fees. For more information on methodology, please see *The State of Trans\** and *Intersex Organizing* at [www.transactivists.org](http://www.transactivists.org) or contact Strength in Numbers at [info@StrengthInNumbersConsulting.com](mailto:info@StrengthInNumbersConsulting.com)