

The Health of the Brooklyn LGBT Community

A Report from the 2015 NY State LGBT Health and Human Services Needs Assessment

HIGHLIGHTS

- LGBT people in Brooklyn identified as queer more than any other sexual orientation. Brooklyn was also the borough with the highest proportion of transgender and gender nonconforming respondents.
- Respondents from Brooklyn were most likely to identify personal financial resources as a barrier to accessing health care services.

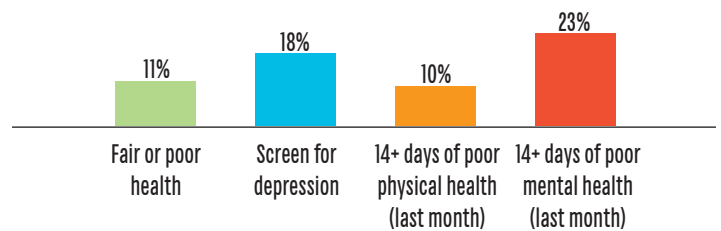
Background

Brooklyn is second largest and the most populous of New York City's boroughs with more than 2.6 million people.¹ There are five members of the LGBT Health & Human Services (HHS) Network and/or AIDS Institute LGBT HHS Initiative grantees based in Brooklyn. Four hundred and sixty five people responded to the New York State LGBT needs assessment in Brooklyn. Nearly nine in ten (87%) respondents had been to an LGBT Center once in the past year, while more than one third (34%) visited at least once a month.

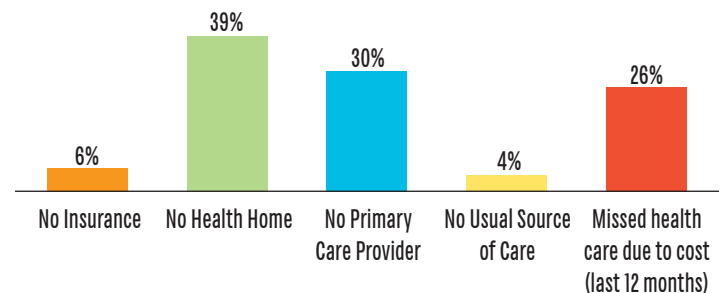
Current Health Status, Access, and Barriers to Care

Eleven percent of respondents from Brooklyn had "fair" or "poor" health, while nearly one in four (23%) had frequent mental distress (14+ days of poor mental health in the past month). While just six percent had no health insurance, more than one in four (26%) could not access needed health care in the last 12 months because of cost. Almost two in five (39%) had no health home and nearly one third (30%) had no primary care provider. Among the barriers to health care services measured in the survey, respondents most frequently selected the following as "somewhat" or "major" problems: personal financial resources (41%), not enough health professionals who are trained and competent with the LGBT community (35%), not enough psychological support groups (33%), inadequate insurance coverage (26%) and community fear or dislike of LGBT people (25%).

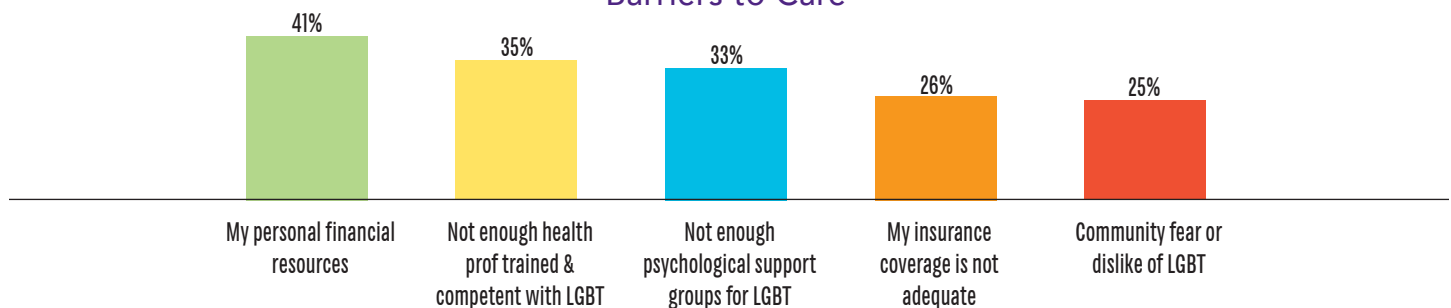
Health Status



Health Access

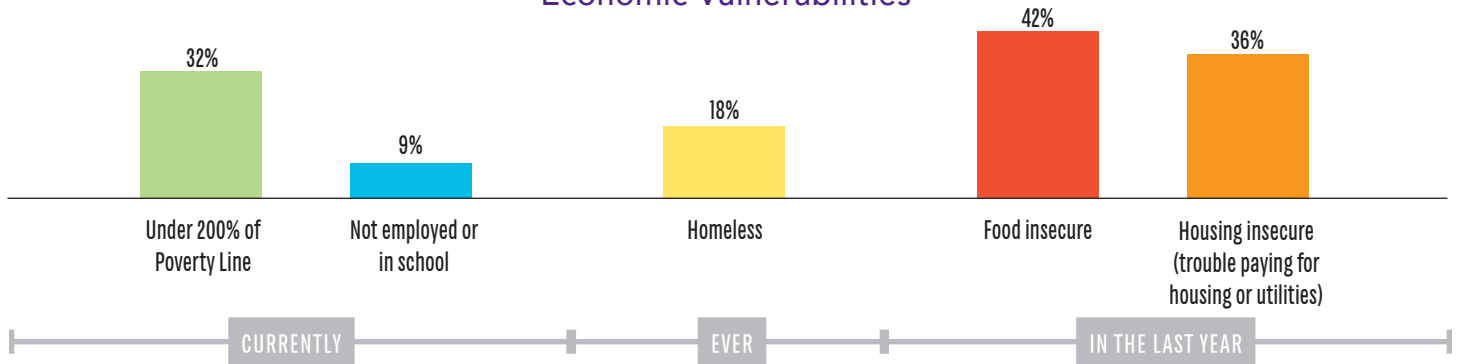


Barriers to Care



Works Cited 1. National Center for Health Statistics Population Data. Department of Health, Information for a Healthy New York. Total Population. 2012 data as of July, 2014. Available at www.health.ny.gov/statistics/chac/general/g96.htm. Accessed October 12, 2015.

Economic Vulnerabilities



Economic Status and Vulnerabilities

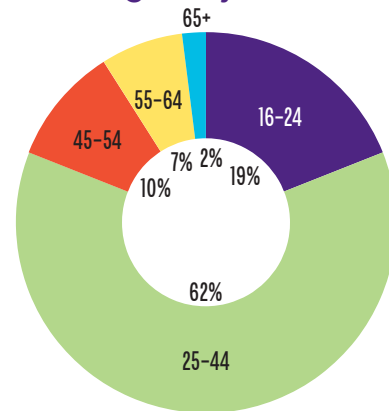
About one in three (32%) reported annual incomes under 200% of the poverty line. Two thirds (84%) were employed full or part time, one in five (20%) were students and nine percent were neither employed nor in school (and not retired). Just under one in five (18%) had been homeless at some point in their lives. More than two in five (42%) were food insecure and just over one third (36%) were housing insecure. Seventeen percent had accessed public benefits in the last year.

Demographics

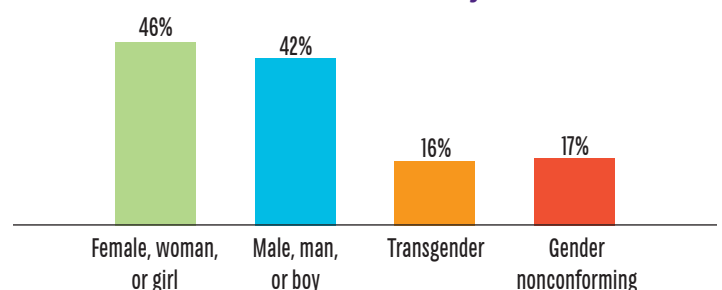
More than one in four (28%) of those who took the survey identified as transgender or gender nonconforming (respondents could identify as more than one gender). Queer was the most commonly identified sexual orientation (40%); one in three (34%) identified as gay and one in four (26%) as lesbian. Ten percent reported having a disability.

Nearly two in five (39%) survey respondents were people of color, while 68% were white (respondents could select more than one race or ethnicity). Eighteen percent identified as Black or African American, 13% as Hispanic or Latino/a and six percent as Asian/Pacific Islander. Ten percent were multiracial. Other racial and ethnic categories were too small to analyze. Nearly three quarters (74%) had a college degree or higher.

Age (in years)



Gender Identity



LGBT HHS Network Members and AIDS Institute
 LGBT HHS Initiative Grantees: Brooklyn Community Pride Center • Gay Men of African Descent (GMAD) • GRIOT Circle, Inc. • HEAT Program, Research Foundation of SUNY/SUNY Downstate Medical Center • Rainbow Heights Club, a project of Heights Hill Mental Health Service Community Advisory Board

Methods This fact sheet is part of a larger project to assess the health and human service experiences and needs of LGBT people in New York State. Data sources include (1) 22 focus groups with over 150 people, conducted from November 2014 to April 2015 (2) an online convenience sample survey of 3,792 LGBT people who live, work or receive services in New York State, conducted June to August 2015 and (3) analyses of population based secondary data. The survey was available in English and Spanish. Qualtrics software was used for data collection. Data were analyzed using STATA, a statistical program commonly used by social scientists. In order to preserve confidentiality, data are not shown if there were five or fewer respondents in the numerator and/or 20 or fewer respondents in the denominator. For fact sheets on other topics, a full report on methodology and a final report from the data, please visit www.prideagenda.org/lgbtdata.